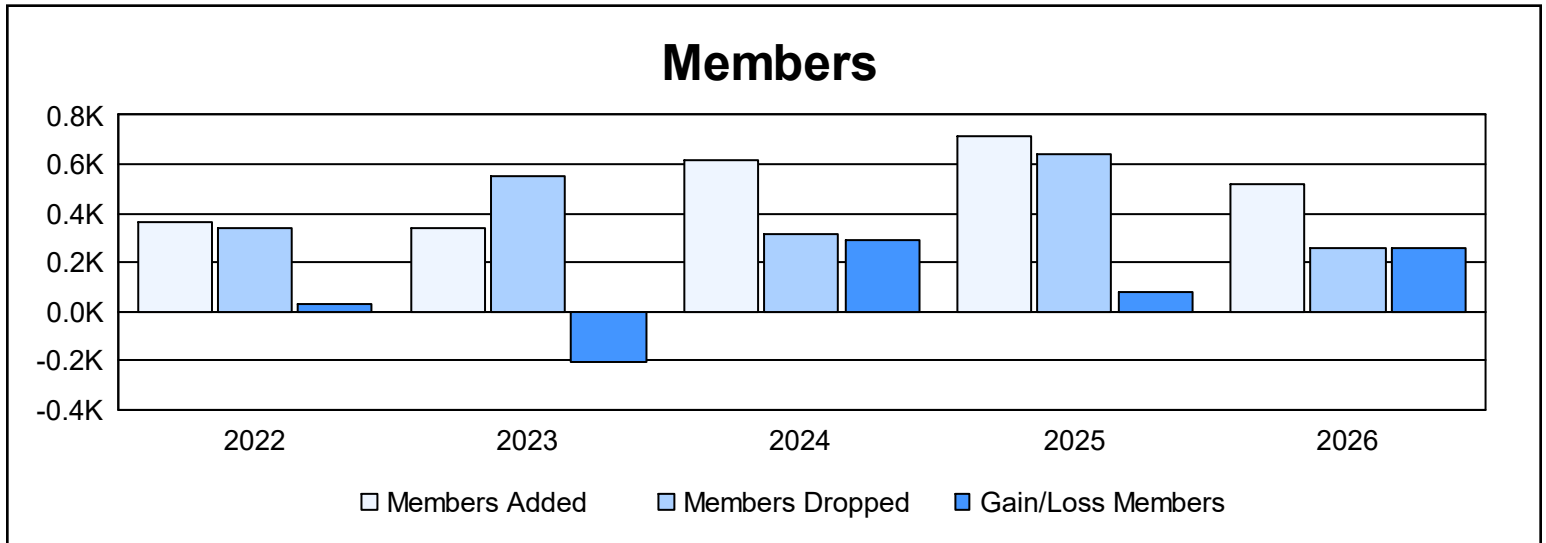
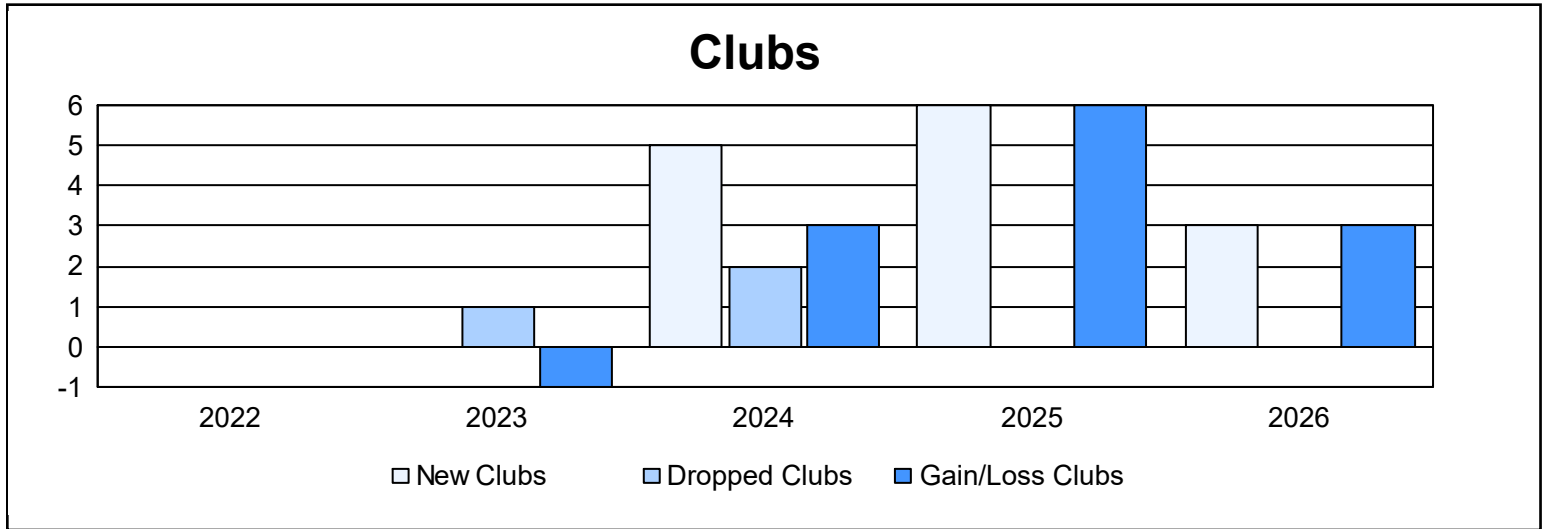
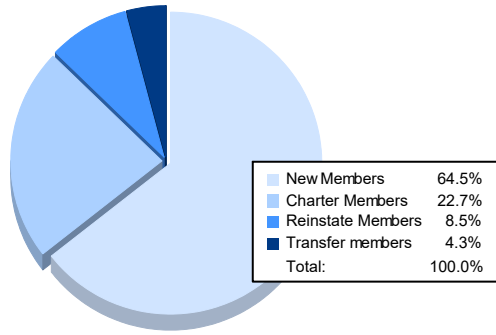


| Year           | New Clubs | Dropped Clubs | Gain/ Loss Clubs | New Members | Charter Members | Reinstate Members | Transfer Members | Total Member Added | Total Members Dropped | Gain/ Loss Members |
|----------------|-----------|---------------|------------------|-------------|-----------------|-------------------|------------------|--------------------|-----------------------|--------------------|
| 2021-2022      | 0         | 0             | 0                | 256         | 11              | 85                | 15               | 367                | 338                   | 29                 |
| 2022-2023      | 0         | 1             | -1               | 277         | 7               | 44                | 12               | 340                | 550                   | -210               |
| 2023-2024      | 5         | 2             | 3                | 341         | 219             | 39                | 14               | 613                | 319                   | 294                |
| 2024-2025      | 6         | 0             | 6                | 485         | 170             | 39                | 21               | 715                | 638                   | 77                 |
| 2025-2026      | 3         | 0             | 3                | 332         | 117             | 44                | 22               | 515                | 258                   | 257                |
| <b>Average</b> | <b>3</b>  | <b>1</b>      | <b>2</b>         | <b>338</b>  | <b>105</b>      | <b>50</b>         | <b>17</b>        | <b>510</b>         | <b>421</b>            | <b>89</b>          |



### Membership Composition March 2026 Cumulative



### Gender Composition March 2026 Cumulative

